

Option C – New JK-6 EFI at Connaught and Elmdale “made to fit”

9

Strengths/Opportunities

- Adds a new JK-6 EFI in the Near West
- Makes use of available space at Connaught
- Strengthens JK-6 ENG at Hilson and Connaught
- Elmdale retains existing EFI catchment

Weaknesses/Challenges

- Concerns related to Connaught’s long and narrow catchment
- Some students in Connaught JK-6 catchment have to walk along Parkdale and under the Queensway, at its on- and off-ramp
- Concerns related to repurposing of classrooms at Elmdale and Connaught
- Elmdale keeps its portables
- Elmdale, Devonshire and particularly Connaught are at close to full capacity *
- Does not make use of available space at Fisher Park

*** VARIATION (Option C1): Fisher Park adds grade 6; deviates from standard grade configurations**

Option C

New JK-6 Early French Immersion Program at Connaught Public School

Status Quo Elmdale JK-6 Early French Immersion

Elmdale JK-6 English program redirected to Connaught/Hilson

Effective September 2014

- **New JK-6 Early French Immersion Program at Connaught Public School. Connaught would now offer a dual track JK-6 ENG/EFI program**
- **Elmdale JK-6 English program relocated – Area south of the Queensway to Connaught PS; Area North of the Queensway to Hilson PS**

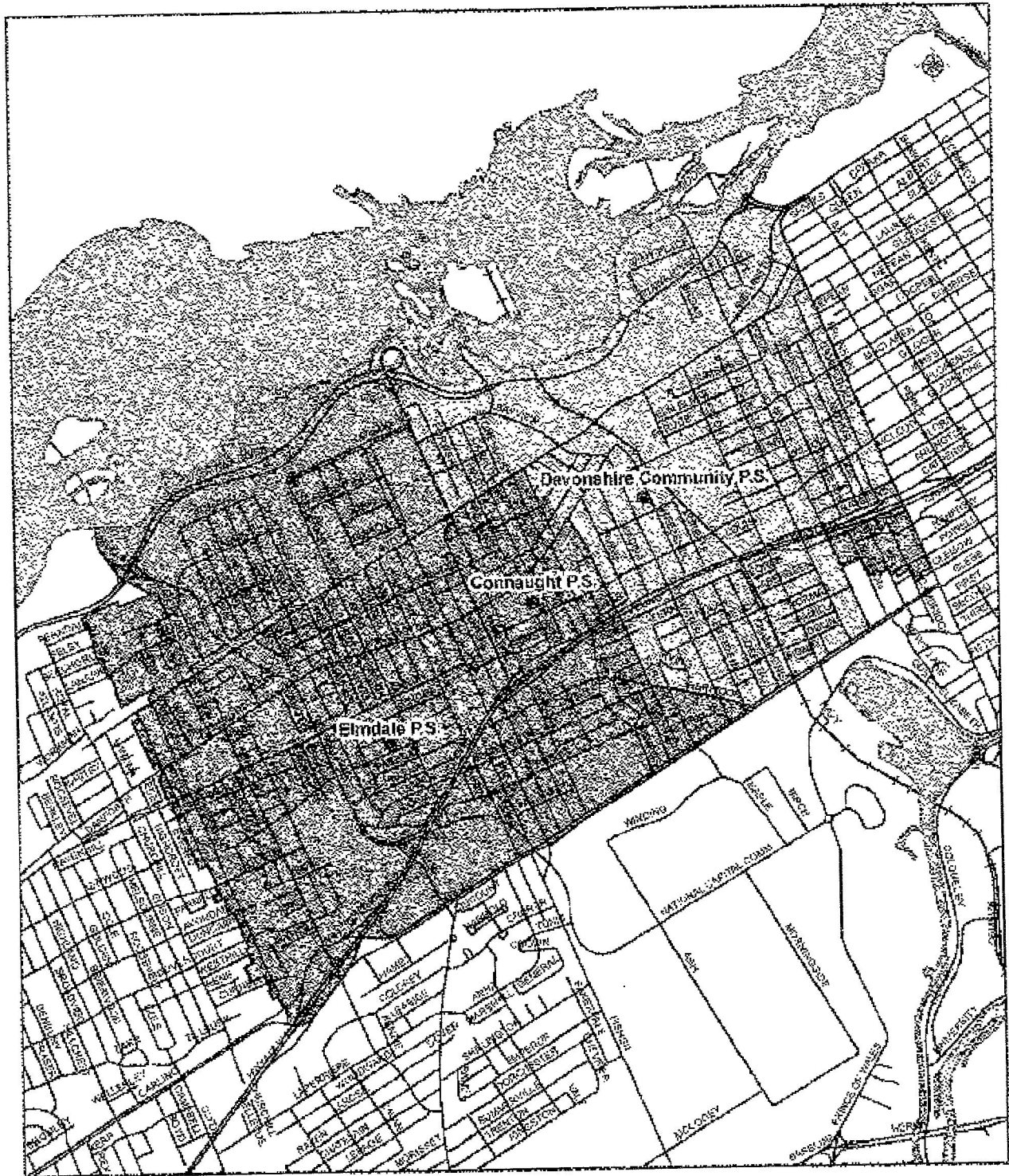
Schools Affected by this Option

- **Connaught P.S.**
- **Elmdale P.S.**
- **Devonshire P.S.**
- **Fisher Park P.S.**
- **Hilson Avenue P.S.**

Option C

New JK to Grade 6 EFI Program at Connaught P.S.

(Former Devonshire portion) Elm Dale JK to Grade 6 EFI Status Quo

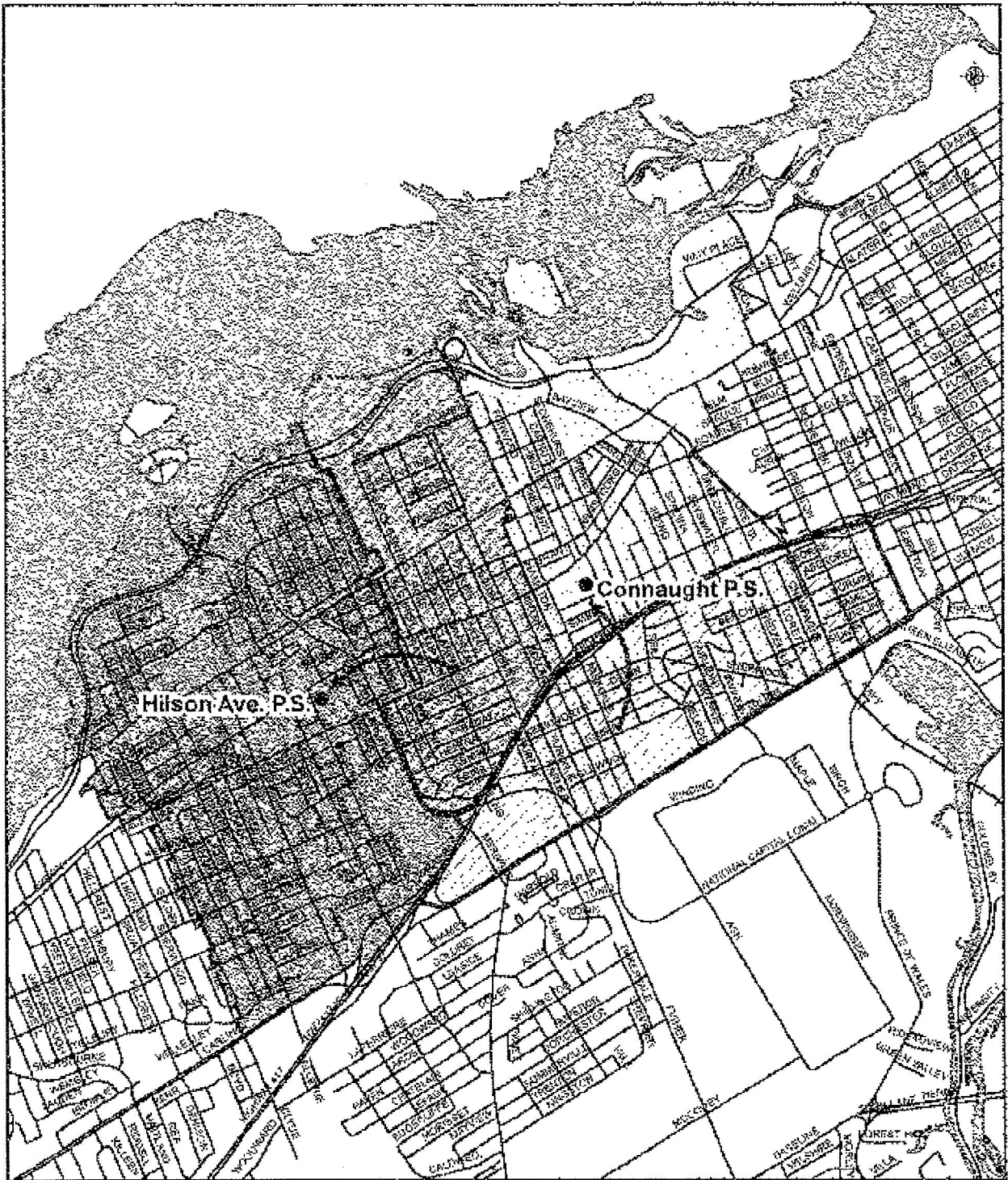


Legend





- | | |
|---|---|
|  Connaught P.S. JK-6 EFI |  Devonshire P.S. JK-6 EFI |
|  Elm Dale P.S. JK-6 EFI |  Option to attend Devonshire P.S. or First Ave P.S. / Mutchmor P.S. (2014) |

Option C

Relocate Elmdale P.S. JK-6 ENG Program to Connaught P.S. and Hilson P.S.
English Attendance Boundary



Legend

-  Connaught P.S. JK-6 ENG
-  Hilson P.S. JK-6 ENG
-  Redirected Elmdale P.S. JK-6 ENG to Connaught P.S.
-  Redirected Elmdale P.S. JK-6 ENG to Hilson P.S.

Near West Accommodation Study
Option C - 2014 Projected Enrolments

Connaught JK-6 ENG/EFI; Elmdale ENG to Connaught/Hilson; Devonshire Reduced Boundary

School	Capacity	Parts	Program	JK	SK	1	2	3	4	5	6	7	8	SE	Total	JTE	OP(%)	Surplus/Shortage of Classrooms				
																		Available CR's	Required CR's	+/- CA		
Cambridge	317		ENG	20	16	23	16	22	19	21	23			28	188	188	60.5%	24	8 + 2 SE	+4		
Connaught	389		ENG	52	67	25	31	21	18	23	34			10	241	409	105.1%	18	17/18 + 1 SE	0 cr -1		
			EFI		28	31	23	24	26	9	27			168								
			Total	52	95	56	54	45	44	32	61			409								
Devonshire	325		ENG	35										35	300	92.3%	17	14	+3			
			EFI		37	41	44	35	36	44	28			265								
			Total	35	37	41	44	35	36	44	28			300								
Elmdale	389		ENG	57										57	492	126.5%	18	32	-7			
			EFI		60	55	69	63	67	64	57			435								
			Total	57	60	55	69	63	67	64	57			492								
Fishes Park	503		ENG										49	72		121	560	69.7%	35	23	+12	
			EFI											83	91							174
			MFI											50	19							69
			ALT											71	75							146
			G EFI											25	25							50
			Total											278	282							560
Hilson	401		ENG	23	28	26	23	16	7	10				20	157	335	84.0%	17	14 + 2 SE	+1		
			MFI						45	44	43				132							
			G EFI							25	25				50							
			Total	23	28	26	23	16	49	76	78			20	339							
WE Gowling	643		ENG	45	55	60	55	35	32	24	38			26	370	370	57.5%	32	16 + 2 SE	+14		
Study Area Totals	3261		Total	232	251	261	261	216	247	261	285	278	282	84	2658	2658	81.5%					

Note: CR = Classrooms
Programs: ENG = Regular English, EFI = Early French Immersion, MFI = Middle French Immersion, G EFI = Gifted English/Immersion, ALT = Alternative

Near West Accommodation Study
Option C - 2016 Projected Enrolments

Connaught JK-6 ENG/EFI; Elmdale ENG to Connaught/Hilson; Devonshire Reduced Boundary

School	Capacity	Pacts	Programs	JK	JK	1	2	3	4	5	6	7	8	SE	Total	FTE	OTPS	Surplus/Shortage of Classrooms			
																		Available CR's	Required CR's	± CR's	
Cambridge	311		ENG	20	17	23	17	24	16	22	20			28	187	187	60.1%	14	8 + 2 SE	+4	
Connaught	389		ENG	52	28	28	26	23	18	19	17			19	231	416	106.9%	18	18 + 1 SE	-1	
			EFI		28	31	30	29	20	22	25										188
			Total	52	56	59	56	52	48	41	42				10						416
Devonshire	325		ENG	38											35	302	92.9%	17	14	+3	
			EFI		37	40	38	38	43	35	36										267
			Total	38	37	40	38	38	43	35	36										302
Elmdale	389		ENG	57											57	497	127.8%	15	21	-6	
			EFI		67	67	61	52	68	60	65										440
			Total	57	67	67	61	52	68	60	65										497
Fisher Park	603		ENG										42	66	108	658	81.9%	35	26	-9	
			EFI											134	130						264
			MFI											48	46						94
			ALY											67	75						142
			G.EFI											25	25						50
			Total												316						342
Hilson	431		ENG	28	29	27	25	28	14	7	3				20	171	353	88.0%	17	15 + 2 SE	-
			MFI							45	44	43				132					
			G.EFI								25	25				50					
			Total	28	29	27	25	28	14	7	3					20					
WE Gowling	643		ENG	42	50	55	65	58	47	30	33			26	396	396	61.6%	32	17 + 2 SE	-13	
Study Area Totals	2261		Total	229	228	240	222	218	261	242	242	316	342	84	2809	2809	86.1%				

Note: CR = Classroom

Programs: ENG = Regular English, EFI = Early French Immersion, MFI = Middle French Immersion, G.EFI = Gifted English Immersion, ALY = Alternative

Near West Accommodation Study
Option C - 2018 Projected Enrolments

Connought JK-6 ENG/EFI; Elmdale ENG to Connaught/Hilson; Devonshire Reduced Boundary

School	Capacity	Points	Program	JK	SK	1	2	3	4	5	6	7	8	SE	Total	FTE	Util%	Surplus/Shortage of Classrooms				
																		Available CR's	Required CR's	CR's		
Cambridge	311		ENG	20	21	23	18	24	17	24	17				28	192	61.7%	14	8 + 2 SE	+4		
Connaught	389		ENG	53	29	24	27	26	21	20	26				10	243	434	111.6%	18	18 + 1 SE	-1	
			EFI		28	31	30	29	27	27	19											
			Total	53	57	59	57	55	51	47	45				10	434						
Devonshire	325		ENG	37												37	297	91.4%	17	14	+3	
			EFI		37	36	36	38	37	37	42											
			Total	37	37	36	36	35	37	37	42					297						
Elmdale	369		ENG	57												57	495	127.2%	16	22	-7	
			EFI		57	67	65	64	60	49	66											
			Total	57	67	67	65	64	60	49	66					495						
Fisher Park	803		ENG										45	43		88	641	79.8%	35	27	+8	
			EFI											142	128							270
			MFI											48	48							96
			ALT											68	69							137
			G,EFI											25	25							50
			Total											928	313							641
Hilson	401		ENG	19	25	25	26	22	13	11	19				20	170	363	90.5%	17	15 + 2 SE	-	
			EFI							50	47	45				143						
			G,EFI								25	25				50						
			Total	19	25	25	26	22	63	83	80				20	363						
WE Gowling	643		ENG	40	52	52	50	53	47	53	48			26	421	421	65.5%	32	18 + 2 SE	+12		
Study Area Totals	3264		Total	226	259	262	252	253	275	293	298	328	313	84	2843	2843	87.2%					

Note: CR = Classrooms

Programs: ENG = Regular English, EFI = Early French Immersion, MFI = Middle French Immersion, G-ENG/EFI = Gifted English/Immersion, ALT = Alternating

Option C1

Same as Option C except Connaught, Elmdale & Devonshire Grade 6 Students Redirected to Fisher Park PS for Gr 6-8

- **New JK-5 Early French Immersion Program at Connaught Public School**
 - **Status Quo Elmdale JK-5 Early French Immersion**
- **Elmdale JK-5 ENG program redirected to Connaught/Hilson**

Effective September 2014

- **New JK-5 Early French Immersion Program Connaught Public School**
- **Elmdale EFI program remains status quo except for Gr 6 EFI students**
- **Connaught, Elmdale and Devonshire Gr 6 Students redirected to Fisher Park for Grades 6-8**
- **Elmdale JK-6 English program relocated – Area south of the Queensway to Connaught PS; Area North of the Queensway to Hilson PS**

Schools Affected by this Option

- **Connaught P.S./Hilson P.S.**
- **Elmdale P.S.**
- **Devonshire P.S.**
- **Fisher Park P.S.**

Near West Accommodation Study
Option C1 - 2014 Projected Enrolments

Connaught JK-5 ENG/EFI; Elmdale ENG to Connaught/Hilson: 6-8 ENG/EFI Fisher Park; Devonshire & Elmdale JK-5 EFI

School	Capacity	Parts	Program	JK	SK	1	2	3	4	5	6	7	8	SE	Total	FTE	UR%	Surplus/Shortage of Classrooms				
																		Available CRs	Required CRs	+/- CRs		
Cambridge	311		ENG	20	16	23	16	22	19	21	23			28	188	188	60.5%	14	8 + 2 SE	+4		
Connaught	389		ENG	52	27	25	21	21	18	23					10	237	348	89.5%	18	16 + 1 SE	-1	
			EFI		28	31	23	24	25	9												141
			Total	52	55	56	54	45	44	32						10						348
Devonshire	326		ENG	35											35	272	83.7%	17	13	+4		
			EFI		37	41	44	35	36	44											237	
			Total	35	37	41	44	35	36	44											272	
Elmdale	389		ENG	57											57	435	111.8%	15	20	-5		
			EFI		50	55	69	63	67	64											378	
			Total	57	60	55	69	63	67	64											435	
Fisher Park	803		ENG								41	49	72		165	706	87.9%	36	27	+6		
			EFI									112	83	91							286	
			MFI											50	19						69	
			A&T											71	75						146	
			G.EFI											25	25						50	
			Total										146	278	282							706
Hilson	461		ENG	23	26	26	23	16	4	7	10				20	157	339	84.5%	17	14 + 2 SE	+1	
			MFI							45	44	43				132						
			G.EFI								25	25				50						
			Total	23	26	26	23	16	49	76	78					20						339
WE Gowling	643		ENG	45	55	50	55	35	32	24	38			26	370	370	57.5%	32	16 + 2 SE	+14		
Study Area Totals	3261		Total	232	223	230	238	192	221	252	265	278	282	94	2658	2658	81.5%					

Note: CR = Classroom

Programs: ENG = Regular English, EFI = Early French Immersion, MFI = Middle French Immersion, G.ENG/EFI = (Strong English) Immersion, A&T = Alternative

Near West Accommodation Study
Option C1 - 2016 Projected Enrolments

Connaught JK-5 ENG/EFI; Elmdale ENG to Connaught/Hilson; 6-8 ENG/EFI Fisher Park; Devonshire & Elmdale JK-5 EFI

School	Capacity	Ports	Program	JK	JK	1	2	3	4	5	6	7	8	SE	Total	EFF	EFF%	Surplus/Shortage of Classrooms			
																		Available CRs	Required CRs	+/- CRs	
Cambridge	311		ENG	20	17	23	17	24	16	22	20				28	187	187	50.1%	14	8 + 2 SE	+4
Connaught	389		ENG	52	28	28	26	23	18	19					10	214	374	96.1%	18	16 + 1 SE	-1
			EFI		28	31	50	25	20	22						160					
			Total	52	56	59	56	52	48	41					10	374					
Devonshire	325		ENG	35											35	266	81.8%	17	13	+4	
			EFI		37	40	38	38	43	35					251						
			Total	35	37	40	38	38	43	35					266						
Elmdale	389		ENG	57											57	432	111.1%	15	19	-4	
			EFI		67	67	61	52	68	60					375						
			Total	57	67	67	61	52	68	60					432						
Fisher Park	803		ENG								17	42	66		125	601	99.8%	35	31	-4	
			EFI									126	134	130	390						
			MFI										48	46	94						
			ALT										67	75	142						
			G.EFI										25	25	50						
			Total										143	316	342						601
Hilson	401		ENG	23	29	27	25	23	14	7	3			20	171	353	88.0%	17	15 + 2 SE	-	
			MFI						45	44	43				132						
			G.EFI							25	25				50						
			Total	23	29	27	25	23	59	76	71				20						353
W&Gowling	643		ENG	42	50	55	55	58	47	30	33		26	396	396	61.6%	32	17 + 2 SE	-13		
Study Area Totals	3261		Total	229	228	240	222	218	251	242	267	216	342	84	2809	2809	86.1%				

Note: CR = Classrooms

Programs: ENG = Regular English, EFI = Early French Immersion, MFI = Middle French Immersion, G.EFI/SEFI = Gifted English Immersion, ALT = Alternative

Near West Accommodation Study
Option C1 - 2018 Projected Enrolments

Connaught JK-5 ENG/EFI: Elmdale ENG to Connaught/Hilson; 6-8 ENG/EFI Fisher Park; Devonshire & Elmdale JK-5 EFI

School	Capacity	Ports	Program	JK	JK	1	2	3	4	5	6	7	8	SE	Total	FTE	UF(%)	Surplus/Shortage of Classrooms				
																		Available CRs	Required CRs	% CRs		
Cambridge	311		ENG	20	21	23	18	24	17	24	17				28	192	192	61.7%	14	8 + 2 SE	+4	
Connaught	385		ENG	53	29	28	27	26	24	20					19	217	389	100.0%	18	16 + 1 SE	-1	
			EFI		28	31	30	29	27	27						10						359
			Total	53	57	59	57	55	51	47						29						369
Devonshire	325		ENG	37											37	256	78.5%	17	12	+5		
			EFI		37	36	36	35	37	37											218	
			Total	37	37	36	36	35	37	37											256	
Elmdale	389		ENG	57											57	429	110.3%	15	19	-4		
			EFI		67	67	65	64	60	49											372	
			Total	57	67	67	65	64	60	49											429	
Fisher Park	503		ENG								26	45	43		114	794	98.9%	35	30	+5		
			EFI									127	142	128							397	
			MFI											48	48						56	
			ALY											68	69						137	
			SEFI											25	26						50	
			Total										153	328	313						794	
Hilson	401		ENG	19	25	25	26	22	13	11	9				20	170	363	90.5%	17	15 + 2 SE		
			MFI						50	47	46					143						
			SEFI							25	25					50						
			Total	19	25	25	26	22	63	83	80					20						363
WE Gowing	643		ENG	40	52	52	50	53	47	53	48			26	421	421	65.5%	32	18 + 2 SE	+12		
Study Area Totals	3261		Total	226	231	231	222	224	248	266	298	328	313	84	2843	2843	87.2%					

Note: CR = Classrooms

Programs: ENG = Regular English, EFI = Early French Immersion, MFI = Middle French Immersion, SEFI/SEFI = Special English/French Immersion, ALY = Alternative