

Option G – Devonshire and Elmdale as JK-3;
Fisher Park as 4-8

10

Strengths/Opportunities

Students have five years at Elmdale and Devonshire, as well as at Fisher Park

Makes use of available space at Fisher Park

Strengthens JK-6 ENG at Hilson and Connaught

Grade configuration corresponds to the division between primary and junior

Keeps Elmdale and Devonshire cohorts together

Weaknesses/Challenges

Fisher Park is large (almost 1,000) and top heavy (approximately 64% of students in grades 7-8)

Reduces walkability for Dalhousie students

Concern related to repurposing of classrooms at Fisher Park

Concerns related to losing opportunities for mentoring by 4-6 of JK-3, and dividing siblings at earlier age

Does not make use of available space at Connaught

Option G

Elmdale & Devonshire offer JK-3 Early French Immersion Program. Fisher Park offers Gr. 4-8 Early French Immersion

**Elmdale JK-6 ENG program redirected to Connaught/Hilson
Fisher Park Gr 7/8 Programs Remain Status Quo**

Effective September 2014

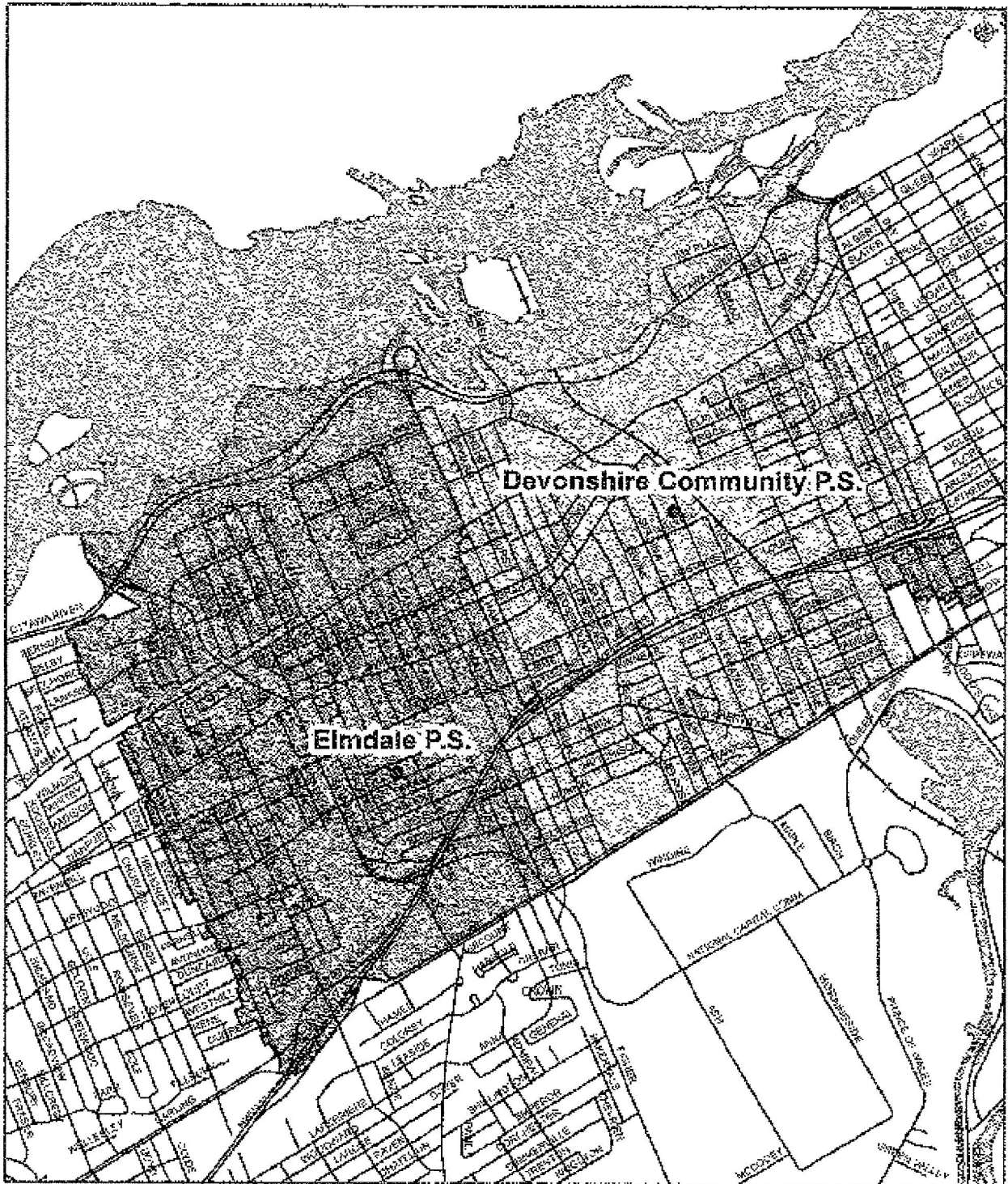
- **Elmdale & Devonshire each offer a JK-3 Early French Immersion Program only. Current attendance boundary remain. Grades 4-6 EFI from each school directed to Fisher Park for Gr 4-8 EFI**
- **Elmdale JK-6 English program relocated – Area south of the Queensway to Connaught PS; Area North of the Queensway to Hilson PS**

Schools Affected by this Option




- **Connaught P.S./Hilson**
- **Elmdale P.S.**
- **Devonshire P.S.**
- **Fisher Park P.S.**
- **Hilson Avenue P.S.**

Option G

Elmdale and Devonshire as JK to Grade 3 EFI Schools
Early French Immersion Attendance Boundary




Legend

-  Elmdale P.S. JK to Grade 3 EFI
-  Devonshire P.S. JK to Grade 3 EFI
-  Option to attend Devonshire P.S. or First Ave P.S./Mutchmor P.S. (2014)

Option G
Fisher Park Public School
Grade 4 to 8
Early French Immersion Attendance Boundary

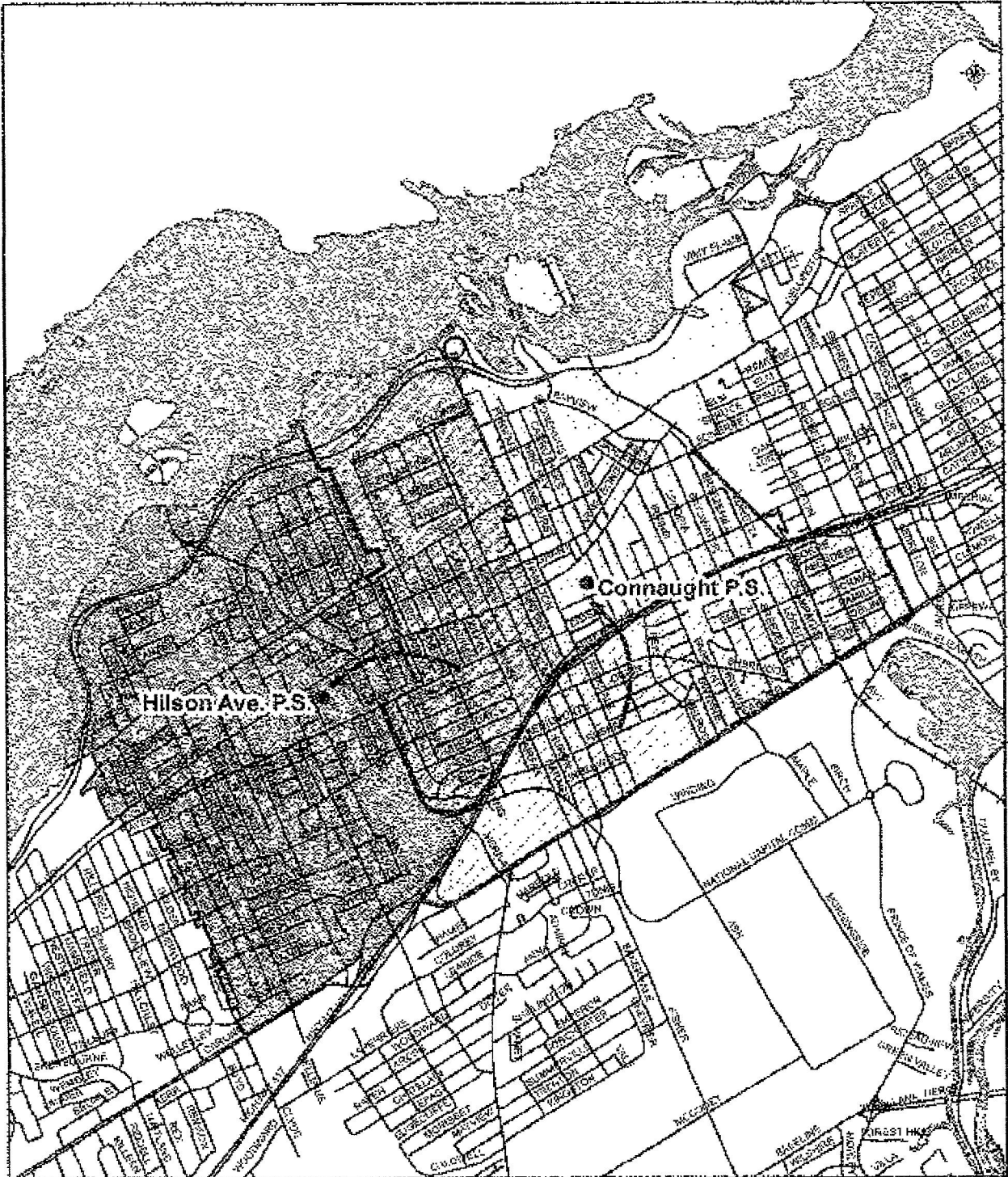


Legend





 Fisher Park P.S. Grade 4 to 8 EFI

Option G

Relocate Elmdale P.S. JK-6 ENG Program to Connaught P.S. and Hilson P.S.
English Attendance Boundary



Legend

- | | |
|---|--|
|  Connaught P.S. JK-6 ENG |  Redirected Elmdale P.S. JK-6 ENG to Connaught P.S. |
|  Hilson P.S. JK-6 ENG |  Redirected Elmdale P.S. JK-6 ENG to Hilson P.S. |

Near West Accommodation Study
Option 6 - Elmdale & Devonshire as JK-3 EFI Schools, Gr 4-8 EFI at Fisher Park
Elmdale English Redirected to Connaught/Hilson - Impact 2014

School	Capacity	Program	JK	SK	1	2	3	4	5	6	7	8	SE	Total	FTE	UP(%)	Surplus/Shortage of Classrooms			
																	Available CR's	Required CR's	+/ - CR's	
Cambridge	311	ENG	20	16	23	16	22	19	21	23				28	188	185	60.5%	14	8 + 2 SE	-4
Connaught	389	ENG	27	27	25	31	21	18	23	34				10	216	215	65.5%	18	9 + 1 SE	-8
Devonshire	325	ENG	60												60	323	99.4%	17	15/16	+1/2
		EFI		65	72	67	59								263					
		Total	60	65	72	67	59	0	0	0					323					
Elmdale	389	ENG	57												57	304	78.1%	15	14	-1
		EFI		60	55	69	63								247					
		Total	57	60	55	69	63	0	0	0					304					
Fisher Park	803	ENG										49	72		121	918	114.3%	35	33	Potential of 10 additional classrooms within the school (Total 45)
		EFI						129	117	112	83	91		532						
		MFI										50	19		69					
		ALT										71	75		146					
		G-EFI										25	25		50					
		Total							129	117	112	278	282		918					
Hilson	401	ENG	23	28	26	23	16	4	7	10				20	157	339	84.5%	17	14 + 2 SE	-1
		MFI							45	44	43				132					
		G-EFI								25	25				50					
		Total	23	28	26	23	16	49	76	78					20					
WE Gowling	643	ENG	48	55	50	55	35	32	24	38				26	370	370	57.5%	32	16 + 2 SE	-14
Study Area Totals	3261	Total	232	251	261	261	216	247	261	280	278	282	84	2658	2658	81.5%				

*Note: CR = Classroom
 Programs: ENG = Regular English; EFI = Early French Immersion; MFI = Middle French Immersion; G-EFI = Gifted English Immersion; ALT = Alternative*

Near West Accommodation Study
Option 6 - Elmdale & Devonshire as JK-3 EFI Schools, Gr 4-8 EFI at Fisher Park
Elmdale English Redirected to Connaught/Hilson - Impact 2016

School	Capacity	Parts	Program	JK	SK	1	2	3	4	5	6	7	8	SE	Total	PPE	MFM	Surplus/Shortage of Classrooms			
																		Available CR's	Returned CR's	+/- CR's	
Cambridge	311		ENG	20	17	23	17	24	16	22	20			28	187	187	60.1%	14	8 + 2 SE	+4	
Connaught*	369		ENG	26	28	28	26	23	25	15	17			10	205	205	52.7%	18	9 + 1 SE	+8	
Devonshire	325		ENG	60											60	331	101.8%	17	15/16	+1/2	
			EFI		65	71	68	67							271						
			Total	60	65	71	68	67	0	0	0				331						
Elmdale	369		ENG	58											58	305	78.4%	15	14	+1	
			EFI		67	67	61	52							247						
			Total	58	67	67	61	52	0	0	0				305						
Fisher Park	803		ENG									42	66		108	1032	128.5%	35	39	Potential of 10 additional classrooms within the school (Total 45)	
			EFI						131	117	126	134	130		638						
			MFI										48	46							94
			ALT										67	75							142
			GEFI										25	25							50
			Total							131	117	126	326	342							1032
Hilson	401		ENG	23	29	27	25	23	14	7	3			20	173	353	88.0%	17	15 + 2 SE	0	
			MFI							45	44	43			132						
			GEFI								25	25			50						
			Total	23	29	27	25	23	59	76	71				20						353
WE Gowling	643		ENG	42	50	55	55	58	47	30	33			26	396	396	61.6%	32	17 + 2 SE	+13	
Study Area Totals	3261		Total	229	256	271	252	247	281	264	267	316	342	84	2809	2809	86.1%				

Note: CR = Classroom

Programs: ENG = Regular English; EFI = Early French Immersion; MFI = Middle French Immersion; GEFI = Global English Immersion; ALT = Alternative

Near West Accommodation Study
 Option 6 - Elmdale & Devonshire as JK-3 EFI Schools, Gr 4-8 EFI at Fisher Park
 Elmdale English Redirected to Connaught/Hilson - Impact 2018

School	Capacity	Boys	Program	JK	SK	1	2	3	4	5	6	7	8	SE	Total	FTE	UFW	Surplus/Shortage of Classrooms			
																		Available CR's	Required CR's	+/- CR's	
Cambridge	311		ENG	20	21	23	18	24	17	24	27			28	192	192	61.7%	14	8 + 2 SE	+4	
Connaught	389		ENG	27	29	26	27	26	24	20	26			10	217	217	96.8%	18	9 + 1 SE	+8	
Devonshire	325		ENG	62											62	324	99.7%	17	15/16	+1/2	
			EFI		65	67	66	64							262						
			Total	62	65	67	66	64	0	0	0				324						
Elmdale	289	11	ENG	58											58	321	82.5%	15	15	-	
			EFI		67	65	64								263						
			Total	58	67	65	64	0	0	0					321						
Fisher Park	803		ENG									48	43		88	1006	125.2%	35	38	Potential of 10 additional classrooms within the school (Total 45)	
			CFI							124	113	127	142	128							634
			MFL										46	48							96
			ALT										68	69							137
			G.EFI										25	25							50
			Total								124	113	127	328	313						
Hilson	401		ENG	19	25	25	26	22	13	11	9				20	363	90.5%	17	15 + 2 SE	0	
			MFL							50	47	46									143
			G.EFI									25	25								50
			Total	19	25	25	26	22	13	11	9										20
WE Gowling	643		ENG	40	52	52	50	53	47	53	48			26	421	421	65.9%	32	15 + 2 SE	+12	
Study Area Totals	3261	13	Total	226	259	262	252	253	275	293	298	328	313	84	2843	2843	87.2%				

Key: CR = Classroom

Programs: ENG = Regular English; EFI = Early French Immersion; MFL = (MFL) French Immersion; G.EFI = Gifted English Immersion; ALT = Alternative